

## BASIC SAFETY MARKING AND USER INSTRUCTIONS FOR ALL LADDERS

Do not spend long periods on a ladder without regular breaks (tiredness is a risk).

Prevent damage of the ladder when transporting e.g. by fastening and, ensure they are suitably placed to prevent damage.

Ensure the ladder is suitable for the task.

Do not use the ladder if contaminated, e.g. with wet paint, mud, oil or snow.

Do not use the ladder outside in adverse weather conditions, such as strong wind.

For professional use a risk assessment shall be carried out respecting the legislation in the country of use.

When positioning the ladder take into account risk of collision with the ladder e.g. from pedestrians, vehicles or doors. Secure doors (not fire exits) and windows where possible in the work area.

Do not modify the ladder design.

Do not move a ladder while standing on it.

If a ladder is delivered with stabilizer bars and these bars should be fixed by the user before the first use this shall be described on the ladder and in the user instruction.

The profiles, steps, rungs and/or locking mechanisms should never be exposed to any blows or other harmful impacts. Any damage to the ladder or its parts may weaken the ladder and inflict safety hazard.

Store ladders properly, that they are not damaged in any way. To lengthen the life of the ladders store them so that they are not exposed to dampness.

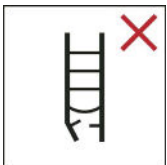


Warning, fall from the ladder.

This warning sign shall appear on each marking on the ladder at the first place.



Refer to instruction manual/booklet.



Inspect the ladder after delivery. Before every use visually check the ladder is not damaged and is safe to use.

Do not use a damaged ladder.



Maximum total load.




Do not use the ladder on a unlevel or unfirm base.



Do not overreach.



Do not erect ladder on contaminated ground.



Maximum number of users.



Do not ascend or descend unless you are facing the ladder.



Keep a secure grip on the ladder when ascending and descending. Maintain a handhold whilst working from a ladder or take additional safety precautions if you cannot.

## BASIC SAFETY MARKING AND USER INSTRUCTIONS FOR ALL LADDERS



Avoid work that imposes a sideways load on ladders, such as side-on drilling through solid materials.




Do not carry equipment which is heavy or difficult to handle while using a ladder.



Do not wear unsuitable footwear when climbing a ladder.



Do not use the ladder if you are not fit enough. Certain medical conditions or medication, alcohol or drug abuse could make ladder use unsafe.



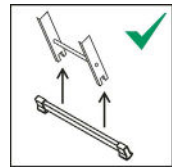
Warning, electricity hazard.

Identify any electrical risks in the work area, such as overhead lines or other exposed electrical equipment and do not use the ladder where electrical risks occur.


Use non-conductive ladders for unavoidable live electrical work.




Do not use the ladder as a bridge.



If a ladder is delivered with stabilizer bars and these bars should be fixed by the user before the first use this shall be described on the ladder and in the user instruction.



Ladder for domestic use.



Ladder for professional use.

## LEANING LADDERS



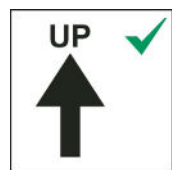
Leaning ladders with rungs shall be used at the correct angle.




Leaning ladders with rungs shall be used at the correct angle.



Ladders used for access to a higher level shall be extended at least 1 m above the landing point and secured, if necessary.



Only use the ladder in the direction as indicated, only if necessary due to design of ladder.



Do not lean the ladder against unsuitable surfaces.




Do not stand on the top three steps/ rungs of a leaning ladder.

Ladder shall never be moved from the top.

## FREE STANDING LADDERS



Do not step off the side of standing ladder onto another surface.



Use the ladder with restraint devices engaged only.




Open the ladder fully before use.



Standing ladders shall not be used as a leaning ladder unless it is designed to do so.

## COMBINATION LADDERS



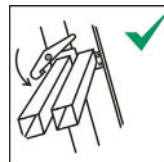
Do not climb above the rung or tread recommended by the producer, of a combination ladder used in the standing ladder position, with extending ladder at the top or in the stairway position.



Do not climb above the top four steps/rungs.



Do not stand on the top two steps/rungs of a standing ladder without a platform and a hand/knee rail.



Locking devices shall be checked and be fully secured before use if not operated automatically.

## WALK-THROUGH STEPS



Use only with activated brakes (if part of the ladder).



Do not use ladders outdoors which are not intended for this purpose.